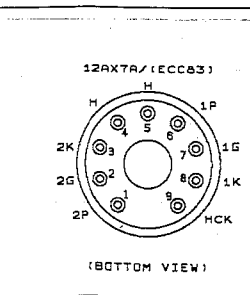
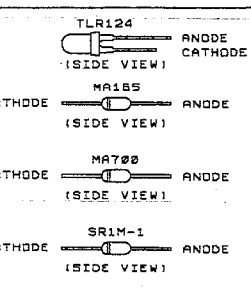
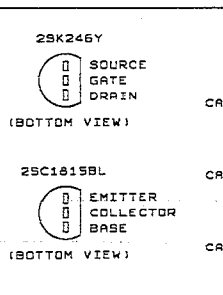
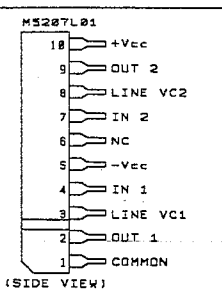
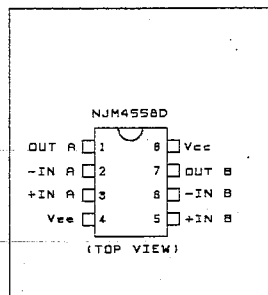


PCB-ROD-0101A



== CAUTION ==
 This schematic diagram is a normal standard one. The parts rating and/or schematic diagram will be subject to change without notice.

== NOTES ==
 ▲ : CERAMIC capacitor.
 ■ : FILM capacitor.
 NP : NON POLAR capacitor.
 T : TANTALUM capacitor.
 And all capacitors are ELECTROLYTIC capacitors unless otherwise marked.
 Unless otherwise indicated :
 Resistors in Ω, K, KΩ, M, MΩ.
 Resistors, 1/8W +/-5% rating.
 Capacitance in μF/V (ELECTROLYTIC, NP, T), P=PF.

TK999
 TUBE KING

Ibanez	
TK999 TUBE KING	
Title	TK999 SCHEMATIC DIAGRAM
Size Document Number	REV 2
A2	00000
Date:	April 26, 1994 Sheet of